

# 2100

HAFFLEY AVENUE  
NATIONAL CITY, CA 91950



W 19TH STREET

TIDELANDS AVENUE

HAFFLEY AVENUE

BAY MARINA DRIVE



**FOR SALE OR LEASE**  
24,000 SF Industrial Building with Yard



# 2100 Haffley Avenue | National City

24,000 SF Industrial Building with Yard | For Sale or Lease


## Property Details

<b>Property address</b>	2100 Haffley Avenue, National City, CA 91950
<b>Property type</b>	Industrial Building with Yard
<b>Building area</b>	24,000 sf   ±18% office
<b>Lot Size</b>	2.04 acres
<b>Parking</b>	15 surface parking spaces (expandable)
<b>Loading</b>	2 grade level doors   1 dock high platform (3 positions)
<b>Year built</b>	1973

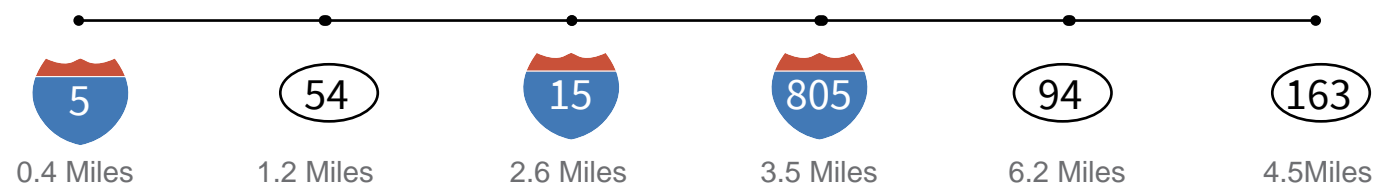
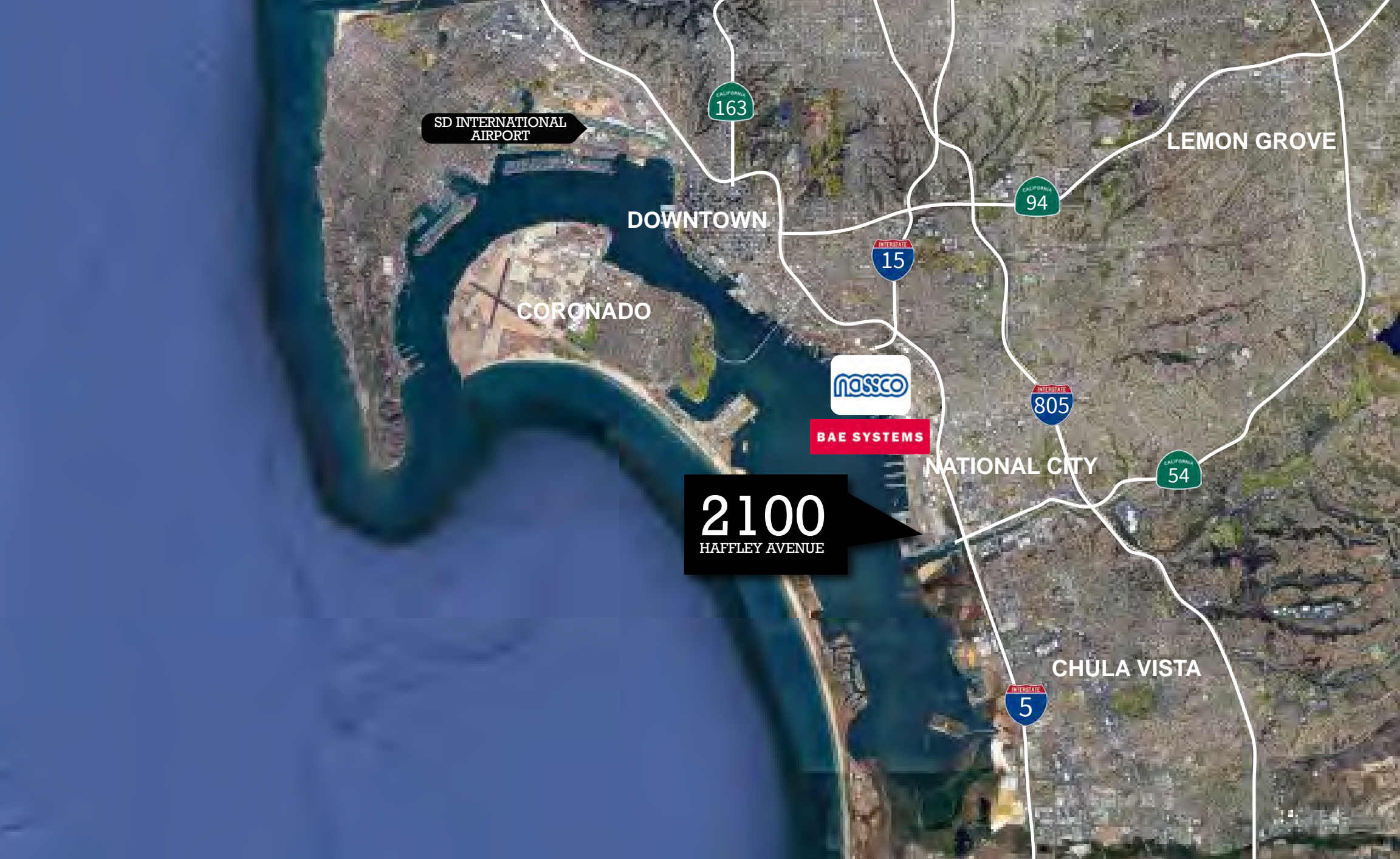
## Pricing

\$5,800,000 (\$241.66 psf)

\$1.20 NNN



**2100**  
HAFFLEY AVENUE







BAY MARINA DRIVE EXIT

BAY MARINA DRIVE

HAFFLEY AVENUE

# 2100

HAFFLEY AVENUE  
NATIONAL CITY, CA 91950

